


## MFLA DUAL 12" POWERED LINE ARRAY

- Compact, High Fidelity, Very High Output
- Ultra-Wide Horizontal Coverage
- Superior Projection of High Frequencies
- Excellent Bass Performance
- Easy Set Up
- 3000 W Powersoft Class D Amp



The MFLA is a dual 12" with a dual 1.4" line array element featuring a 3000W amplifier and comprehensive DSP.

A 3000W RMS amplifier provides the MFLA with very high SPL capabilities and plenty of dynamic headroom. Low current draw and light weight relative to their output capacity means you can provide intense sound with less power and fewer boxes.

The comprehensive processing ensures consistent, undistorted high-SPL operation and maximum reliability. All the processing necessary for linear frequency response and phase coherent operation are pre-programmed into the DSP, delivering exceptional dynamic resolution and detail along with precise control.

The proprietary processing programmed into the BASSBOSS MFLA provide the ease of plug-and-play operation and very simple and easy setups. You also get the peace of mind that comes from knowing that the multi-tiered limiters make the system virtually indestructible.

The MFLA cabinet features innovations in performance and practicality. The forward output of the dual 12" woofers passes through a multi-aperture diffraction matrix that distributes mid-range energy evenly and in phase over the height of the cabinet. This matrix thereby reduces the acoustical source spacing to provide exceptional projection of mid-range frequencies. The matrix also shifts upper-midrange frequency output toward the center of the cabinet, which broadens the horizontal dispersion of the midrange frequencies. Because this technology allows the MFLA to deliver coherent midrange propagation from a symmetrical 2-way design,

the high frequency lenses can be utilized for extremely wide horizontal coverage, even often eliminating the need for front-fills.

The rear output of the woofers enters a vented enclosure that features integrated damper structures that enhance midrange clarity along with extensive bracing for minimal resonance. The vents are located to further improve midrange clarity and provide for wider horizontal coverage capability while they do their primary duty of delivering exceptional low frequency performance. Their location also provides for a secondary function of ducting cool air directly over the low-frequency driver motors for reduced thermal compression and improved reliability.

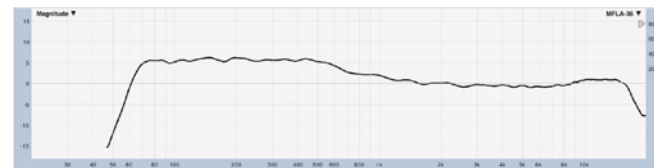
Fixed-Point Flyware ensures absolutely consistent box-to-box alignment. The high-frequency output remains coherent at higher frequencies because the cabinets cannot move front-to-back once the pins are inserted. This precision alignment in the direction that influences time domain is critical for the phase of high-frequency signals to remain coherent from box to box. This feature dramatically improves the very high-frequency propagation effectiveness of the entire array, allowing the MFLA to deliver pristine highs at greater distances.

The MFLA Flyware features a simultaneous compression and tension mechanism, allowing the cabinets to be flown or ground stacked using the same simple setup. The proprietary flyware design ensures there is no slack and no shifting in the box alignment once the boxes are pinned. The mechanism allows for single-handed adjustment of splay angles for ground-stacked operation or in preparation for flying.

### ACOUSTICAL

Loudspeaker Description:	Horizontally Symmetrical, Self-powered, Vented Line Array element with Pressure-Phase Distributed midrange loading and isophasic high-frequency wave guides.
Frequency Response ( $\pm 3$ dB):	60 - 18,000Hz
Sensitivity:	LF - 104dB, HF 113dB
Maximum Sustained Output:	136 dB
Max SPL (Peak)*:	139 dB
Nominal Dispersion ( $^{\circ}$ H x $^{\circ}$ V):	120 x 10

### RESPONSE GRAPH



### ELECTRICAL

Amplification:	3000 Watt EIAJ Class D Amplifier
DSP:	Integrated Comprehensive DSP including High Pass, Low Pass, Phase Alignment, EQ and Limiting
Electrical Connectors, Amplifier:	Neutrik powerCON Input (Blue) NAC3FCA, Neutrik powerCON Through (White) NAC3FCA
Electrical Connectors, Mains:	Standard US 3-pin 120V - Optional connectors may be specified at time of order
Voltage Operating Range:	90-250V AC, 50-60Hz. Auto-sensing, auto-switching, PFC universal power supply
Current Draw, Nominal:	3.6A @ 120 volts; 2A @ 220 volts (typical, 1/8 max power)
Signal Input Connector:	XLR-F
Signal Output Connector:	XLR-M (pass-through only)

### PHYSICAL

Cabinet Construction:	CNC machined 15mm multi-ply laminate with extensive bracing and dado joinery. External flyware and linking mechanism
Transducer (Low Frequency):	2 x 12 in. diameter (300mm) Neodymium motor woofer with 3.5 in. (89mm) voice coil, waterproof cone
Transducer (High Frequency):	2 x 1.4 in. (36mm) exit compression drivers with 2.5 in. (63.5mm) voice coils mounted to isophasic wave guides
Dimensions (HxWxD):	16.125 in. x 40.5 in. x 20.375 in. (Including Flyware)
Flyware:	Integrated line array flyware, adjustable in one degree increments from 0 to 10 degrees.
Net Weight:	104 lbs
Shipping Weight:	130 lbs
Exterior Finish:	Rugged, weatherproof, black textured, bonded high-pressure polyurethane coating
Grill:	Perforated, powder-coated steel
Handles:	2 Integrated Handles


### OPTIONAL

IP Connections	IP-65 rated power and signal connections available for moisture resistance
Flight Case	Multi-box Touring Cases for up to 5 cabinets.
Array Frame (Bumper Bar)	Standard Rigging Frame with multiple lifting points
Covers	Multi-box soft covers for up to 4 cabinets when on a rolling cart
Transport Dolly	Ground Support Rolling Cart - provides angle adjustment when used for ground support deployment
Online Information:	<a href="http://bassboss.com/powerd-line-array-mfla">bassboss.com/powerd-line-array-mfla</a>

*\*Peak output is calculated using "industry standard" techniques. These calculation methods create theoretical specifications that are inflated over what can actually be achieved. BASSBOSS real world output specifications are provided as "Maximum Sustained Output" ratings, which reflect actual measured, continuous output levels.*

**Our proactive philosophy causes specifications to be subject to change whenever improvements are made.**

## MFLA POWERED LINE ARRAY - PAGE 3



↙ MFLA Triple Stack on the VS21 with Flyware & Mounting Hardware ↘

